



SEI Servo Electric Invert



Emhart Glass Container Forming

■ Invert and Revert


Emhart Glass continues to evolve the complete line of IS and AIS machines with the addition of Servo Electric Invert mechanisms (SEI). The SEI allows for improved invert and revert operations, which can minimize undesirable forces acting on the parison and improve container quality. Revert time can be minimized by refining acceleration, speed, and deceleration. This can translate into increased cycle rates. The ability to refine profiles and store your selected profile in the job storage file can also improve job change time and performance.



EMHARTGLASS
a **BUCHER** company



SEI Servo Electric Invert



Benefits of the Servo Electric Invert

The **Servo Electric Invert (SEI)** mechanism is one more step in the continuing evolution of the family of IS and AIS machines produced by Emhart Glass. By applying Servo Technology to a new mechanism that fits into Emhart Glass section frames, you can have programmable profiles with adjustable starts, speeds, and stops for invert and revert operations.

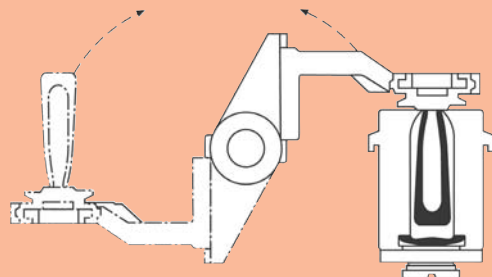
Driven by an Emhart Glass Servo Motor with FlexIS, the SEI makes faster revert time possible potentially speeding section cycle rate. The invert motion is significantly improved at both start and stop positions, which can improve parison quality and equipment life. Different profiles can be selected and scaled to provide the best invert motion for your parison.

The operator can easily adjust event timing and safely jog the mechanism to set desired end positions. Profiles of displacement, acceleration, and jerk (pulse) can be displayed and adjusted to minimize undesirable forces on the mechanism and parisons.

The SEI operates integrated with FlexIS control system. The SEI is also more energy efficient than mechanisms powered by compressed air.

Features

- **Emhart Glass Servo Motor with FlexIS**
- **Minimum revert time range: 320 – 350 ms**
- **Engineered to fit Emhart Glass Section frames produced over the past 25 years**
- **Compatible with Emhart Glass 191-5149 and earlier Neck Ring mechanisms (minor modifications may be required)**
- **Capable of producing containers at cycle rates up to 23 cycles per minute**
- **Patented SEI Technology**
- **Can operate as stand-alone products with other Emhart Glass control systems or a competitor's**



*Ready to improve invert/revert?
Start the process by contacting your Emhart Glass representative.*